

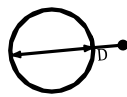
## The Next Step in Belting



'V' & Round Profiles  
Conveying Solutions

**Motech**

# ROUND










Round		RTB		RFC		RL		RLC		RLB		RLW		RO		ROS	
Color		Blue 10		Clear		Brown		Clear		Blue		White 16		Orange		Orange	
Hardness		72A		76A		80A		80A		80A		80A		83A		83A	
Temp. Range		-40°C to 40°C		-40°C to 50°C		-40°C to 55°C		-40°C to 55°C		-40°C to 55°C		-40°C to 55°C		-40°C to 55°C		-40°C to 55°C	
CoF (Steel)		0.85		0.65		0.55		0.55		0.55		0.55		0.55		0.55	
Certifications		Yes		Yes		Yes		Yes		Yes		Yes		Yes		Yes	
Diameter		MPD (mm)	PF kg (1%)	MPD (mm)	PF kg (1%)	MPD (mm)	PF kg (1%)	MPD (mm)	PF kg (1%)	MPD (mm)	PF kg (1%)	MPD (mm)	PF kg (0.5 %)	MPD (mm)	PF kg (1%)	MPD (mm)	PF kg (0.3 %)
Inch	mm																
5/64	2					15	0.06	15	0.06					15	0.06		
1/8	3	15	0.13			20	0.14	20	0.14	20	0.14			20	0.14		
5/32	4	20	0.23			30	0.25	30	0.25	30	0.25			30	0.25		
3/16	5	25	0.35	25	0.30	35	0.40	35	0.40	35	0.40			34	0.40		
15/64	6							38	0.55								
1/4	6.30	30	0.50			40	0.60	40	0.60	40	0.60			38	0.68	42	4.50
5/16	8	40	0.95	40	0.75	55	1	55	1	55	1			48	1.06	54	5
9/32	9																
3/8	9.50	45	1.13			65	1.40	65	1.40	65	1.40	64	16	57	1.54	64	9.50
25/64	10					70	1.55	70	1.55	70	1.55						
15/32	12																
1/2	12.50	65	2.1			85	2.50	85	2.50	85	2.50	90	18	75	2.72	86	11.40
9/16	14													84	3.43	95	12.30
19/32	15					100	3.50	100	3.50	100	3.50						
5/8	16													95	4.25	108	13.60
23/32	18					120	5.10	120	5.10			125	27				
3/4	19													115	6.11	127	15
25/32	20	110	5.5			140	6.25										
1	25													150	10.60		

Round		RPZ		RPZS		RPD-AS**		RPN*		RPS*		RPB*		RPBS		RM	
Color		Green 05		Green 05		Black		Green 26		Green 26		Blue 17		Blue 17		Red	
Hardness		86A		86A		88A		88A		88A		88A		88A		90A	
Temp. Range		-20°C to 50°C		-20°C to 50°C		-30°C to 60°C		-30°C to 80°C		-30°C to 80°C		-30°C to 80°C		-30°C to 80°C		-30°C to 60°C	
CoF (Steel)		0.50		0.50		0.40		0.38		0.40		0.38		0.40		0.45	
Certifications		No		No		No		No		No		Yes		Yes		Yes	
Diameter		MPD (mm)	PF kg (1%)	MPD (mm)	PF kg (1%)	MPD (mm)	PF kg (1%)	MPD (mm)	PF kg (1%)	MPD (mm)	PF kg (1%)	MPD (mm)	PF kg (1%)	MPD (mm)	PF kg (1%)	MPD (mm)	PF kg (1%)
Inch	mm																
5/64	2					20	0.13	19	0.13			19	0.13			20	0.26
1/8	3	26	0.26			30	0.31	29	0.31			29	0.31			30	0.60
5/32	4	35	0.51			40	0.54	38	0.54	40	8	38	0.54	40	8	40	1
3/16	5	45	0.80			50	0.85	48	0.85	50	11	48	0.85	50	10	50	1.60
15/64	6	54	1.16			60	1.22	57	1.22	60	16	57	1.22	60	16		
1/4	6.30															60	2.60
9/32	7	63	1.56					67	1.67	70	18						
5/16	8	72	2.05	75	16.8	80	2.18	76	2.18	80	19	76	2.18	80	19	80	4.20
9/32	9	80	2.64					86	2.75	90	21						
3/8	9.50															95	5.90
25/64	10	89	3.20	95	19.5			95	3.40	100	22	95	3.40	100	22		
15/32	12	108	4.65	112	23			114	4.90	120	26	114	4.90	120	26		
1/2	12.50											119	5.30			125	10.10
19/32	15	135	7.25	140	24			143	7.65	150	27	143	7.65	150	27	150	14.60
23/32	18	160	10.20					171	11	180	37	171	11			180	21
25/32	20	180	12.50					190	13.6							200	25.90
7/8	22															220	31.30

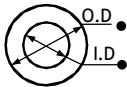
Notes: \* RPB - RPN- RPS -check if the profile is available in Textured or Smooth version. For Rough version please contact Volta to check availability.





\*\* RPD-AS: ESD - rate: 10-10% OHMS per square.

Round		RMS		RMDS**		RMW		RMWN		RH		RHN		RCW*	
Color		Blue		Black		Beige		White		Yellow		White		White	
Hardness		90A		95A		95A		95A		100A		100A		63D	
Temp. Range		-30°C to 60°C		-30°C to 60°C		-30°C to 60°C		-30°C to 60°C		-20°C to 75°C		-20°C to 75°C		-20°C to 75°C	
CoF (Steel)		0.45		0.36		0.36		0.36		0.28		0.28		0.27	
Certifications		Yes		No		Yes		Yes		Yes		Yes		Yes	
Diameter		MPD (mm)	PF kg (1%)	MPD (mm)	PF kg (1%)	MPD (mm)	PF kg (0.5 %)	MPD (mm)	PF kg (0.5 %)	MPD (mm)	PF kg (1%)	MPD (mm)	PF kg (1%)	MPD (mm)	PF kg (0.5 %)
Inch	mm														
5/64	2									40	0.60				
1/8	3									60	1.40				
5/32	4									80	2.50				
3/16	5									100	3.90				
15/64	6														
1/4	6.30					75	10	75	10	125	6.20			100	13
9/32	7														
5/16	8					95	17			160	10				
9/32	9														
3/8	9.50					110	18			190	14			150	20
25/64	10														
15/32	12														
1/2	12.50	125	10.30	150	60	150	28			250	16	250	16	200	21
9/16	14														
19/32	15	150	14.60			175	30			300	23				
5/8	16														
23/32	18					210	32					360	34		

**Notes:** \*RCW - check if the profile is available with Steel, Stainless Steel or Kevlar (Aramid) reinforcement also.  
 \*\* RMDS - High UV Resistance.

## HOLLOW

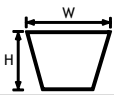


Hollow		RFC – HL *		RO - HL		RPN - HL		Hollow Connector	
Color		Clear		Orange		Green 26			
Hardness		76A		83A		88A/37D			
Temp. Range		-40° C to 50° C		-40° C to 55° C		-30° C to 80° C			
CoF (Steel)		0.65		0.55		0.50			
Certifications		Yes		Yes		No			
Size (mm)		MPD (mm)	PF kg (1%)	MPD (mm)	PF kg (1%)	MPD (mm)	PF kg (1%)	Availability	
OD	ID								
4.80	1.80	35	0.29	43	0.37				
6.30	2.40	45	0.49	55	0.63	60	1.15		✓
8	3.20	55	0.78			75	1.83		✓
9.50	4	65	1.10	75	1.41	85	2.52		✓
12.50	5.30	85	1.88	100	2.42	115	4.35	✓	
15*	5.30	100	2.88	120	3.71	150	6.68	✓	
20*	7.80					200	11.34	✓	

**Notes:** \*RFC-HL and RO-HL in 15 mm and 20mm diameter is not standard.

**Index:** MPD - Minimum Pulley Diameter - Measurements for butt welding. In case of overlap welding please check the MPD with your local distributor.  
 PF - Pull Force (Kg) at minimum pretention (%). | CoF - Coefficient of Friction for Smooth Surface.

# V-Profiles



V-Profiles		VFC		VL		VLC		VLB		VLW*		VO		VO - GT**		VOS**			
Color		Clear		Brown		Clear		Blue		White 16		Orange		Orange		Orange			
Hardness		76A		80A		80A		80A		80A		83A		83A		83A			
Temp. Range		-40°C to 50°C		-40°C to 55°C		-40°C to 55°C		-40°C to 55°C		-40°C to 55°C		-40°C to 55°C		-40°C to 55°C		-40°C to 55°C			
CoF (Steel)		0.65		0.55		0.55		0.55		0.55		0.55		0.55		0.55			
Certifications		Yes		Yes		Yes		Yes		Yes		Yes		Yes		Yes			
Inch size	Size (mm)		MPD (mm)	PF kg (1%)	MPD (mm)	PF kg (1%)	MPD (mm)	PF kg (1%)	MPD (mm)	PF kg (1%)	MPD (mm)	PF kg (0.5%)	MPD (mm)	PF kg (1%)	MPD (mm)	PF kg (1%)	MPD (mm)	PF kg (0.5%)	
	Width	Height																	
Y	6	4	20	0.28	25	0.30			25	0.30									
M	8	5.20	25	0.49	40	0.70			40	0.70									
3L	9.50	5.50	30	0.64									45	0.90			40	10	
Z	10	6.50			45	1	45	1	45	1									
A	13	8	40	1.23	50	1.60	50	1.60	50	1.60	50	12	50	1.60			53	12	
B	17	11.50			75	2.90	75	2.90	75	2.90	75	18	75	2.90	75	2.90	72	17	
-	20	12.50			85	3.90													
C	22	14.50			100	4.80	100	4.80	100	4.80	100	22	100	4.60	100	4.60	100	22	
-	25	16.50			110	6.30													
D	32	21.50			145	10.40					145	24	145	10.40					
E	40	27			180	16.30													

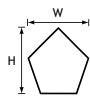
V-Profiles		VPZ		VPZS		VPY***		VPYS***		VPN		VPNS		VPF		VPFS		
Color		Green 05		Green 05		Yellow		Yellow		Green 26		Green 26		Beige		Beige		
Hardness		86A/35D		86A/35D		86A/35D		86A/35D		88A/37D		88A/37D		88A/37D		88A/37D		
Temp. Range		-20°C to 50°C		-20°C to 50°C		-20°C to 50°C		-20°C to 50°C		-30°C to 60°C		-30°C to 60°C		-30°C to 60°C		-30°C to 60°C		
CoF (Steel)		0.40		0.40		0.40		0.40		0.38		0.38		0.38		0.38		
Certifications		No		No		No		No		No		No		Yes		Yes		
Inch size	Size (mm)		MPD (mm)	PF kg (1%)	MPD (mm)	PF kg (1%)	MPD (mm)	PF kg (1%)	MPD (mm)	PF kg (1%)	MPD (mm)	PF kg (1%)	MPD (mm)	PF kg (1%)	MPD (mm)	PF kg (1%)	MPD (mm)	PF kg (1%)
	Width	Height																
A	13	8	72	3.30	88	26	72	3.30	88	26	76	3.50	92	28	76	3.50	92	28
B	17	11.50	103	6.10	112	39	103	6.10	112	39	110	6.40	118	43	110	6.40	118	43
-	20	12.50																
C	22	14.50	130	10	142	44	130	10	142	44	138	10.50	150	49	138	10.50	150	49
-	25	16.50													155	16.80		

V-Profiles		VMF		VM		VMS		VMW***		VMW-NK****		VH		VHB		
Color		Beige		Red		Blue		Beige		Beige		Yellow		Blue 16		
Hardness		90A/40D		90A/40D		90A/40D		95A/46D		95A/46D		100A/55D		100A/55D		
Temp. Range		-30°C to 60°C		-30°C to 60°C		-30°C to 60°C		-30°C to 60°C		-30°C to 60°C		-20°C to 75°C		-20°C to 75°C		
CoF (Steel)		0.45		0.45		0.45		0.36		0.36		0.28		0.28		
Certifications		Yes		Yes		Yes		Yes		Yes		Yes		Yes		
Inch size	Size (mm)		MPD (mm)	PF kg (1%)	MPD (mm)	PF kg (1%)	MPD (mm)	PF kg (1%)	MPD (mm)	PF kg (1%)	MPD (mm)	PF kg (1%)	MPD (mm)	PF kg (1%)	MPD (mm)	PF kg (1%)
	Width	Height														
M	8	5.20			60	3										
Z	10	6.50	65	4.10	65	4.10					75	25	130	6.60		
A	13	8	80	6.70	80	6.70			75	28	100	33	160	10.70		
B	17	11.50	115	12.10	115	12.10	115	12.10	110	58	140	60	230	19.50	230	19.50
-	20	12.50			125	15.90										
C	22	14.50	145	20	145	20			130	72	200	80	290	32		
-	25	16.50			165	25.90					210	90	330	41.50		
D	32	21.50			215	43					270	110				
E	40	27			270	67.30										

**Notes:** \* VLW-32 - Height 19mm. \*\*\* VPY & VPYS - Not standard.  
 \*\* VO-GT, VOS - Inch sizes only. \*\*\*\* VMW - Cogged. | \*\*\*\*VMW - NK - Not Cogged.  
 VMW - NK - 32 Height - 20mm.

## Ridge-Top



Ridge-Top			VL-RT		VLC-RT		VLW-RT		VMP-RT		VPZ-RT		VPZS-RT	
Color			Brown		Clear		White 16		Red		Green 05		Green 05	
Hardness			80A		80A		80A		86A/35D		86A/35D		86A/35D	
Temp. Range			-40°C to 55°C		-40°C to 55°C		-40°C to 55°C		-30°C to 60°C		-20°C to 50°C		-20°C to 50°C	
CoF (Steel)			0.55		0.55		0.55		0.38		0.40		0.40	
Certifications			Yes		Yes		Yes		Yes		No		No	
Inch size	Size (mm)		MPD (mm)	PF kg (1%)	MPD (mm)	PF kg (1%)	MPD (mm)	PF kg (0.5 %)	MPD (mm)	PF kg (1%)	MPD (mm)	PF kg (1%)	MPD (mm)	PF kg (1%)
	Width	Height												
A	13	16	110	2.70			110	16	150	5.60				
B	17	19.50	130	4.30	130	4.30	130	19	185	9.30	175	8.80	195	41.40
C	22	24.50	190*	7.90			165	38	235	14.30	220	13.60	245	47

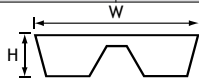
Ridge-Top			VPYS-RT		VPN-RT		VPNS-RT		VPF-RT		VPFS-RT		VM-RT	
Color			Yellow		Green 26		Green 26		Beige		Beige		Red	
Hardness			86A/35D		88A/37D		88A/37D		88A/37D		88A/37D		90A/40D	
Temp. Range			-20°C to 50°C		-30°C to 60°C		-30°C to 60°C		-30°C to 60°C		-30°C to 60°C		-30°C to 60°C	
CoF (Steel)			0.40		0.38		0.38		0.38		0.38		0.45	
Certifications			No		No		No		Yes		Yes		Yes	
Inch size	Size (mm)		MPD (mm)	PF kg (1%)	MPD (mm)	PF kg (1%)	MPD (mm)	PF kg (1%)	MPD (mm)	PF kg (1%)	MPD (mm)	PF kg (1%)	MPD (mm)	PF kg (1%)
	Width	Height												
A	13	16											160	11
B	17	19.50	195	41.40			205	46			205	46	195	17.80
C	22	24.50			235	14.30	258	52	235	14.30	250	52	285*	32.50

## Y-Top



Y-Top			YPZ		YPN		YPF		YMF	
Color			Green 05		Green 26		Beige		Beige	
Hardness			86A/35D		88A/37D		88A/37D		90A/40D	
Temp. Range			-20° C to 50° C		-30° C to 60° C		-30° C to 60° C		-30° C to 60° C	
CoF (Steel)			0.40		0.38		0.38		0.45	
Certifications			No		No		Yes		Yes	
Inch size	Size (mm)		MPD (mm)	PF kg (1%)	MPD (mm)	PF kg (1%)	MPD (mm)	PF kg (1%)	MPD (mm)	PF kg (1%)
	Width	Height								
A	13	15					143	5.30	150	10
B	17	18.50	165	7.90	175	8.30	175	8.30	185	14.10
C	22	24.50	220	13.20	235	13.90	235	13.90	250	28.90

## Double-V





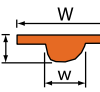
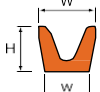


Double-V			DVL		DVLW		DVO		DVOS		DVM	
Color			Brown		White 16		Orange		Orange		Red	
Hardness			80A		80A		83A		83A		90A/40D	
Temp. Range			-40° C to 55° C		-40° C to 55° C		-40° C to 55° C		-40° C to 55° C		-30° C to 60° C	
CoF (Steel)			0.55		0.55		0.55		0.55		0.45	
Certifications			Yes		Yes		Yes		Yes		Yes	
Inch size	Size (mm)		MPD (mm)	PF kg (1%)	MPD (mm)	PF kg (0.5 %)	MPD (mm)	PF kg (1%)	MPD (mm)	PF kg (0.5 %)	MPD (mm)	PF kg (1%)
	Width	Height										
Z	24	6.80	45	2			45	2				
A	30	8	50	3.20	50	22	50	3.20	53	22	80	13.40

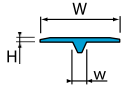
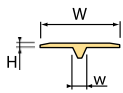
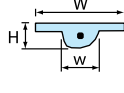
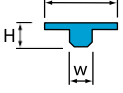
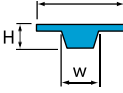
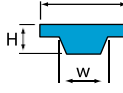
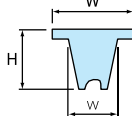
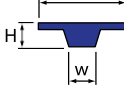
**Index:** MPD - Minimum Pulley Diameter - Measurements for butt welding. In case of overlap welding please check the MPD with your local distributor.  
PF - Pull Force (Kg) at minimum pretention (%). | CoF - Coefficient of Friction for Smooth Surface.

**Notes:** \*VL & VM - RT - Height 28.5mm.

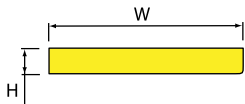
## Special Profiles

Products		SPN - 1000	SPF-MPI -1002	TO - 9.5	TO 1/2	SO 3/4	UO - 9.5
Illustration							
Hardness		88A	88A	83A	83A	83A	83A
Color		Green 21	Beige/Red	Orange	Orange	Orange	Orange
Size (mm)	Top Width	15.70	15.70	9.50	12.70	19.20	9.50
	Height	13.60	13.60	3.80	5.50	5.50	8
	Bottom Width	NR	NR	3.10	8.35	8	7
MPD (mm)		NR	NR	30	38	35	50
Certifications		No	Yes	Yes	Yes	Yes	Yes

NR - Not Relevant

Products		TEMB - 25	SLW 3/4	TLB - 10	TLB - 15	TLB 1/2	TLW - 30*	TTB - 15
Illustration		 <b>TEMW-25-IT</b> 						
Hardness		95A	80A	80A	80A	80A	80A	72A
Color		Blue   Beige	White 16	Blue	Blue	Blue	White 16	Blue 10
Size (mm)	Top Width	25	19.30	10	15	12.7	30   30	15
	Height	2.2	5.50	3.80	5	5.5	17   17	5
	Bottom Width	4	8	3.10	6.50	8.35	22   22	6.50
MPD (mm)		60	40	25	30	35	125   100*	27
Certifications		Yes	Yes	Yes	Yes	Yes	Yes	Yes

Notes: \*TLW/30 - Cogged.

Products	Illustration & Color	Shore	Size (W x H)		Minimum Pulley Diameter	Cert.
			Width	Height		
SH - 1302		100A/55D	20	1.70	50	Yes
SH - 1306			14	1.70	50	
SH - 1312			20	2	60	

Notes: \*TLW/30 - Cogged.

## Guides

Products	CSB/CSC		VSB/VSC		CL/CLB/CLC			VL/VLB/VLC			CM	VM	CW		VW/VWB	
Shore Hardness	65A		65A		80A			80A			90A	90A	40D		40D	
Color	Blue	Clear	Blue	Clear	Brown	Blue	Clear	Brown	Blue	Clear	Red	Red	White		White	Blue
Cogged	Yes		No		Yes			No			Yes	No	Yes		No	
Certifications	Yes		Yes		Yes			Yes			Yes	Yes	Yes		Yes	
Compatible with	M/L Family Type Belts		M/L Family Type Belts		M/L Family Type Belts			M/L Family Type Belts			M/L Family Type Belts		H Family Type Belts		H Family Type Belts	

Size (mm)		Add To Base Belt Minimum Pulley Diameter (Normal Flex)									
Width	Height										
6	4	NA	15	NA	25	NA	NA	NA	NA	NA	NA
8	5.20	20	25	30	40	NA	60	NA	NA	NA	60
10	6	22	30	35	45		65				70
13	8	28	35	40	50	60	85				80
17	11.50	40	50	60	75	85	115	85			110
20	12.50	NA	NA	NA	85	NA	125	NA			NA
22	14.50	NA	65	75	100	110	145	110			150

**Notes:** CLB-not available in 22mm |CLC & CL - not available in 8&22mm. |VWB - not available in 8mm,10mm,20mm & 22 mm.  
Special guides available for Low Temperature (LT), for Metal Detectable (MD) and for Hydrolysis & Chemical resistant (DR) belts.

### Belt Coating Materials for the Food Industry

Products		GIB*-Blue17	MIB*-Blue17	MIB*-Blue17	FEIB*-Blue-17	FEMB-SP-Blue FEMW-SP-Beige	FELB-SP-Blue	FELB-IST-Blue	
Illustration									
Description		Super Grip	Multi Grip	Wood Grip	High Grip	Spikes	Spikes	Saw Tooth	
Hardness		62A	62A	62A	62A	95A	80A	80A	
Size (mm)	Width*	50	50	70	1524	1524	1524	1524	
	Thickness	4	6	4	2, 2.5, 3	2, 2.5, 3 **	2, 2.5, 3 **	4 ***	
CoF (Stainless Steel)		0.98	1.08	1.05	0.95	0.25	0.45	0.45	
Temperature Range		-20° C to 40° C				-30° C to 70° C		-40° C to 50° C	
Certifications		FDA/EU				FDA/USDA/EU		FDA/ EU	

**Note:** \*Width - Maximum available width. |\*For dry use only. |\*\*Height of Spikes above the base belt is 2.8mm. |\*\*\*FELB-IST - Total belt thickness.

### Belt Coating Materials

Products		GST - 4	MST - 6	GWG - 4	FEST	FSTF	FSTF - ST		FSTF - ST Strips		
Color		Green 05	Green 05	Green 05	Green 05	Green 21	Green 05	Green 21	Green 05	Green 21	
Illustration											
Description		Super Grip	Multi Grip	Wood Grip	High Grip	Foam**	Foam&High Grip Top		Foam&High Grip Strips		
Shore Hardness		65A	65A	65A	65A	65A	65A		65A		
Size (mm)	Width*	50	50	72	1524	Contact Volta	60		60		
	Thickness	4	6	3.75	2, 3	4, 6, 8, 10, 12	4		4		
CoF (Stainless Steel)		0.85	0.88	0.77	1.10	0.90	0.90		0.90/1.10		
Temperature Range		-40° C to 55° C									

**Note:** \*Width - Maximum available width.

\*\*Foam - Made from 65A shore material, actual hardness is lower. Check availability before placing an order.


## “V” and Round profiles




Mini Pliers R-8




F-51 Pliers



Easy Overlap Welding Tool



VLW-SG Profile



Welding with R-8 Mini Pliers



RO Profile



RW Profile



RL Profile



RMW Profile